




Ai Ray

Woodpecker First
Dental X-Ray Device





SUPER HIGH PERFORMANCE
HIGH EFFICIENCY


Emission power up to 210W
Shorter exposure time with high power
Achieve stable, accurate and quick photography of
different tooth positions

DETAILED DENTAL FILMS MORE RELIABLE

0.4mm focus X-ray tube

Provide high-quality and clearer image
for various diagnostic needs






HIGH-CAPACITY BATTERY LONGER ENDURANCE

15000mAh high-capacity power lithium battery delivers a longer endurance.
More than **1,500** dental films can be taken under a full charge.

80W
SUPER FAST CHARGING

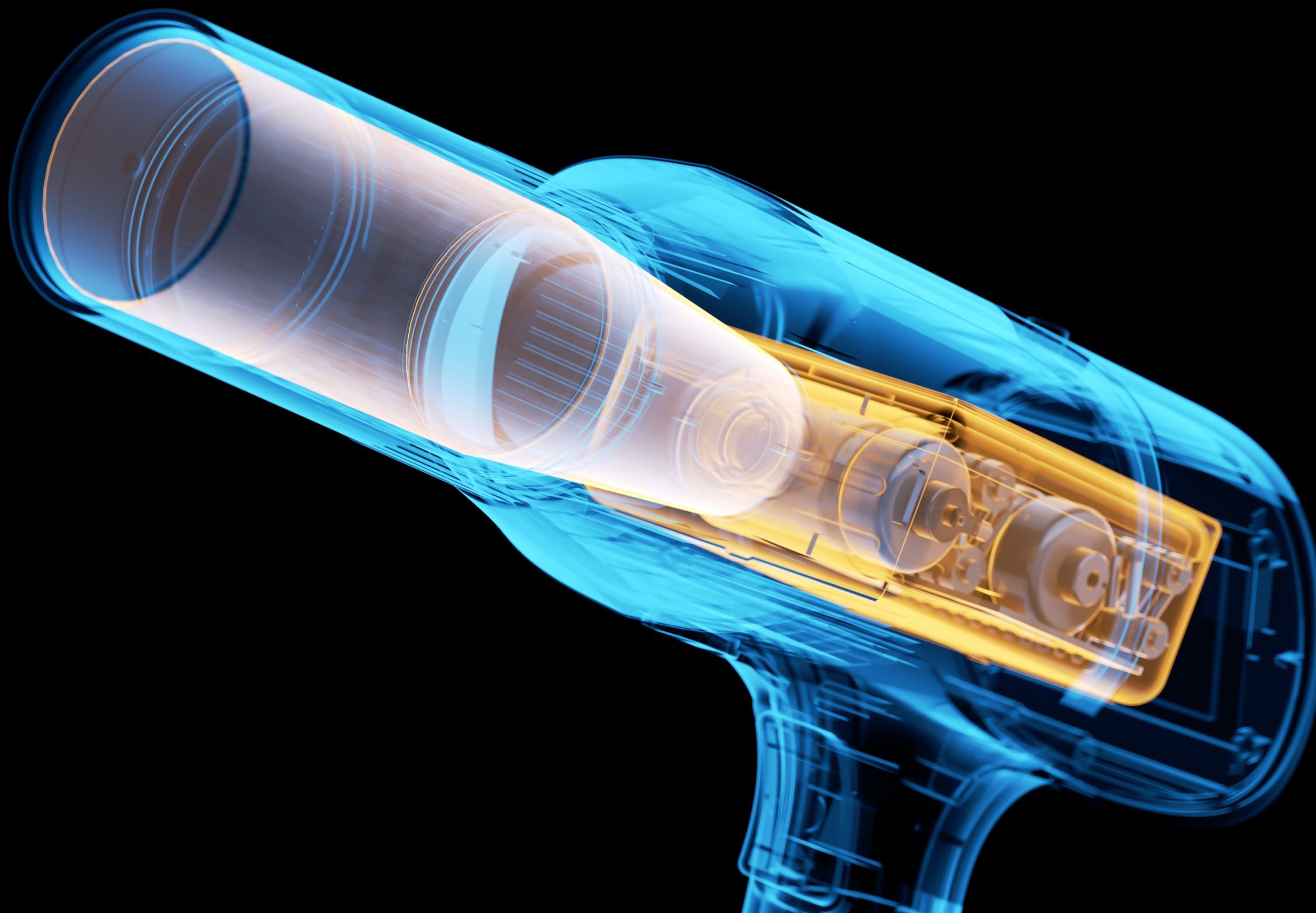
2.8-INCH
CAPACITIVE TOUCH SCREEN



Over 110

Dental films can be taken after **5mins** of charging.

Enable clear and concise display
Abandon the traditional physical button,
beautifying the machine's appearance



**MAXIMUM EFFICIENCY
AND SAFETY**

Constant DC high-frequency high voltage and current output
Ensure that X-ray output is not affected by battery voltage fluctuations


Unique internal design and lead shield
Efficiently minimize the X-ray leakage
Maximize the protection of operators from ionizing radiation



VARIOUS PHOTOGRAPHING METHODS EASY TO OPERATE

Built-in remote control receiving circuit and holder interface,
can be connected to the wired remote controller and triangle holder.
A variety of photographing methods available, ensuring safer photographing and easier operation.

ANGLE CORRECTION



Corresponding photographing angle reference values provided for different tooth positions
During the photography, keep the patient in the correct sitting position and adjust the dental X-ray device to obtain the best photographing angle and improve the efficiency.

COMFORTABLE TO HOLD

Reasonably-designed exposure switch avoids holding instability, greatly easing the user's operation.



